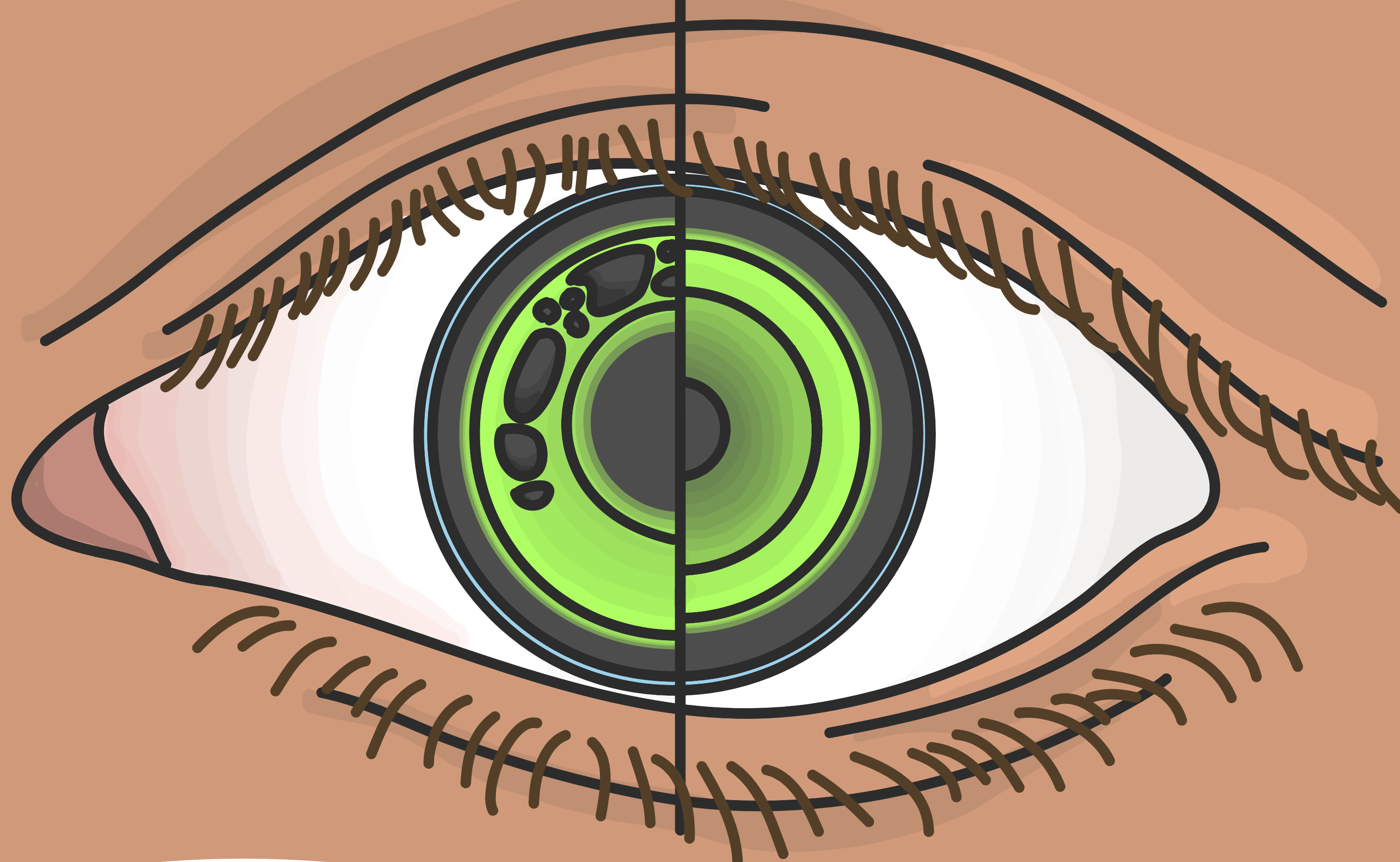


# Dispelling Orthokeratology Myths



## Myths


## Truths

**Lens fitting is complicated and requires expensive equipment.**

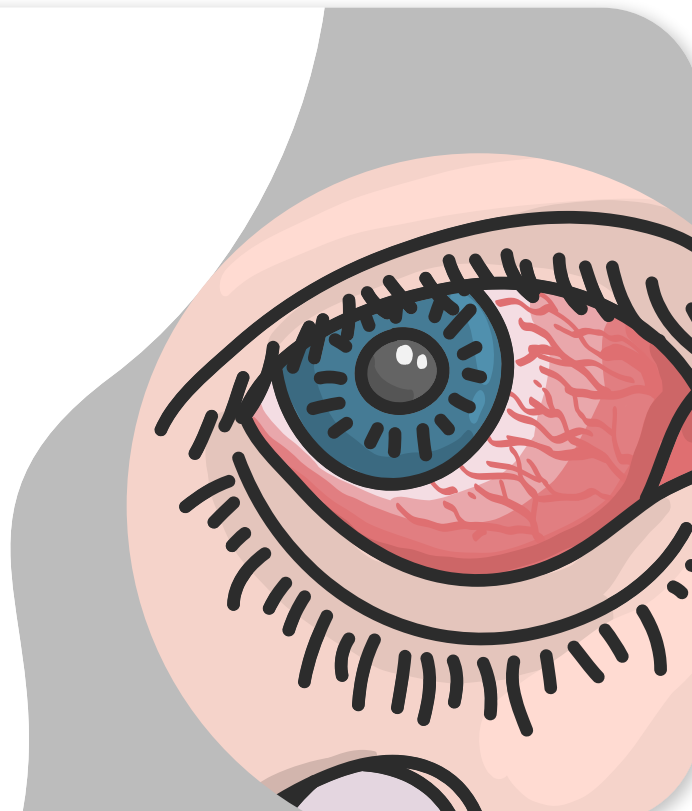


**Fitting orthokeratology lenses is easier than ever before with empirical based fitting.**

**Generally requires:**  
- Corneal topography  
- Keratometry readings  
- Spectacle Rx  
- Refraction  
- HVID




**Orthokeratology has too many risks due to overnight wear.**



**When compared with other contact lens modalities, rates of microbial keratitis in orthokeratology wearers are similar to those of overnight soft lens wearers.<sup>1,2</sup>**

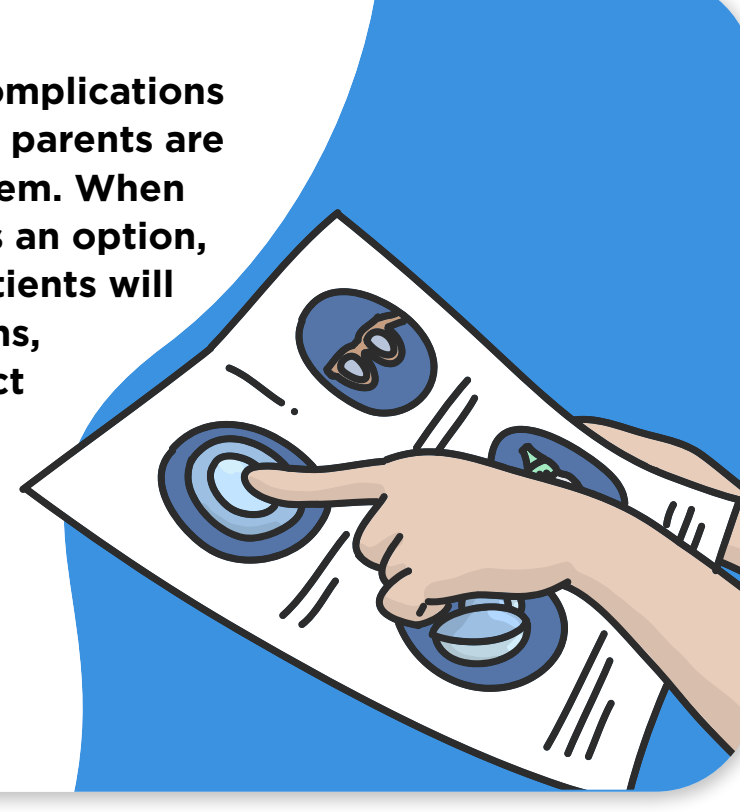
**Hypoxia has become a non-factor as a result of an increase in materials with Dk values at or above 100.**



**Patients aren't interested in orthokeratology**



**If educated on risks and complications connected to high myopia, parents are eager to combat the problem. When offered orthokeratology as an option, a significant number of patients will choose it over other options, including multifocal contact lenses, undercorrection, pharmaceutical eye drops, and spectacle options like highly aspherical lenslets (HAL) and defocus incorporated multiple segments (DIMS).<sup>3</sup>**



**Patients won't get used to the sensation of the lens**



**Discomfort is greatly reduced as the patient becomes acclimated, just like wearing a new pair of shoes! Almost all sensation created by a GP lens is a result of lid/lens interaction.**

**Reminding the patient that their eyes will be closed 98% of the time when they wear orthokeratology lenses is a powerful way to overcome issues with initial comfort.**



**Insertion and removal of orthokeratology lenses is too difficult for young children and presents a risk**



**With proper training and practice, even elementary-age children can learn to safely apply and remove lenses. Therefore, fear should not dissuade the prescription and use of orthokeratology in young patients.**



## Why Fit Orthokeratology Lenses?

### 1 - Myopia Management

Now armed with the opportunity to slow the progression of myopia rather than simply correct vision, it is more important than ever before for eyecare professionals to become equipped and be prepared to manage myopia by leveraging the various treatments and tools available—including orthokeratology, which has been shown to be effective in managing the progression of myopia.<sup>4</sup>

### 2 - Improve Your Patient's Quality of Life

Reducing your patient's dependency on spectacles during their waking hours can drastically improve their vision-related quality of life, allowing you to make a major impact as their eye care provider.<sup>5,6</sup>

### 3 - Practice Differentiation

Make your practice stand out by offering this specialty service that requires little investment and a simple understanding of the basics to get started.

### 4 - Loyal Patients for Life

Whether through myopia management, or improving the vision-related quality of life in your patients, you can cultivate loyal patients for life through fitting orthokeratology lenses. Not only do you provide a service for your patients, but this can offer incredible growth for your practice.

## REFERENCES

1. Liu YM, Xie P. The Safety of Orthokeratology—A Systematic Review. *Eye Contact Lens* 2016;42:35–42.
2. Nieto-Bona A, González-Mesa A, Nieto-Bona MP, Villa-Collar C, Lorente-Velázquez A. Long-term changes in corneal morphology induced by overnight orthokeratology. *Curr Eye Res* 2011;36:895–904.
3. Cheung S, Lam C, Cho P. Parents' knowledge and perspective of optical methods for myopia control in children. *Optom Vis Science*. 2014 Jun; 91(6):634–41.
4. Huang J, Wen D, Wang Q, et al. Efficacy comparison of 16 interventions for myopia control in children. *Ophthalmology* 2016;123:697–708.
5. Queiros A, Villa-Collar C, Gutiérrez AR, et al. Quality of life of myopic subjects with different methods of visual correction using the NEI RQL-42 questionnaire. *Eye Contact Lens* 2012;38:116–121.
6. Santodomingo-Rubido J, Villa-Collar C, Gilmartin B, et al. Myopia control with orthokeratology contact lenses in Spain: A comparison of vision related quality-of-life measures between orthokeratology contact lenses and single-vision spectacles. *Eye Contact Lens* 2013;39:153–157.